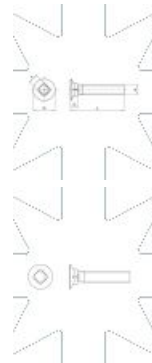



Standards:

DIN 605, DIN 608
PN-M 82402



Güte (Standard):

4.8

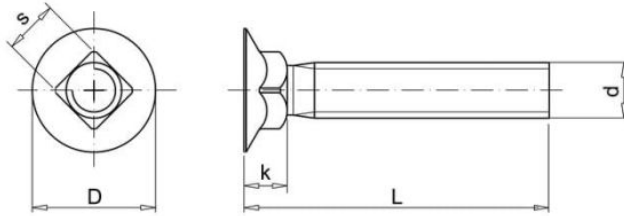
Güte (Sonderausführung):

8.8

Beschichtung (Standard):



Beschichtung (Sonderausführung):



Maße

Material index	d	L [mm]	D [mm]	k [mm]	s [mm]	das mechanische Eigenschaftsklasse	Norma DIN
1110100035SK	M10	35	18.0	8.0	10.0	4.8	DIN 605
1110100045SK	M10	45	18.0	8.0	10.0	4.8	DIN 605
1110100030SK	M10	30	18.0	8.0	10.0	4.8	DIN 605
1110120035SK	M12	35	23.0	10.0	12.0	4.8	DIN 605
1110120030SK	M12	30	23.0	10.0	12.0	4.8	DIN 605
1110120040SK	M12	40	23.0	10.0	12.0	4.8	DIN 605
1110100025SK	M10	25	18.0	8.0	10.0	4.8	DIN 605
1110120045SK	M12	45	23.0	10.0	12.0	4.8	DIN 605
1110100040SK	M10	40	18.0	8.0	10.0	4.8	DIN 605
1110100025D608SK	M10	25	18.0	8.0	10.0	4.8	DIN 608
1110100030D608SK	M10	30	18.0	8.0	10.0	4.8	DIN 608
1110100035D608SK	M10	35	18.0	8.0	10.0	4.8	DIN 608
1110100040D608SK	M10	40	18.0	8.0	10.0	4.8	DIN 608
1110100045D608SK	M10	45	18.0	8.0	10.0	4.8	DIN 608
1110120030D608SK	M12	30	23.0	10.0	12.0	4.8	DIN 608
1110120035D608SK	M12	35	23.0	10.0	12.0	4.8	DIN 608
1110120040D608SK	M12	40	23.0	10.0	12.0	4.8	DIN 608
1110120045D608SK	M12	45	23.0	10.0	12.0	4.8	DIN 608